図－２　ＢＯＤ（ＣＯＤ）７５％値の推移

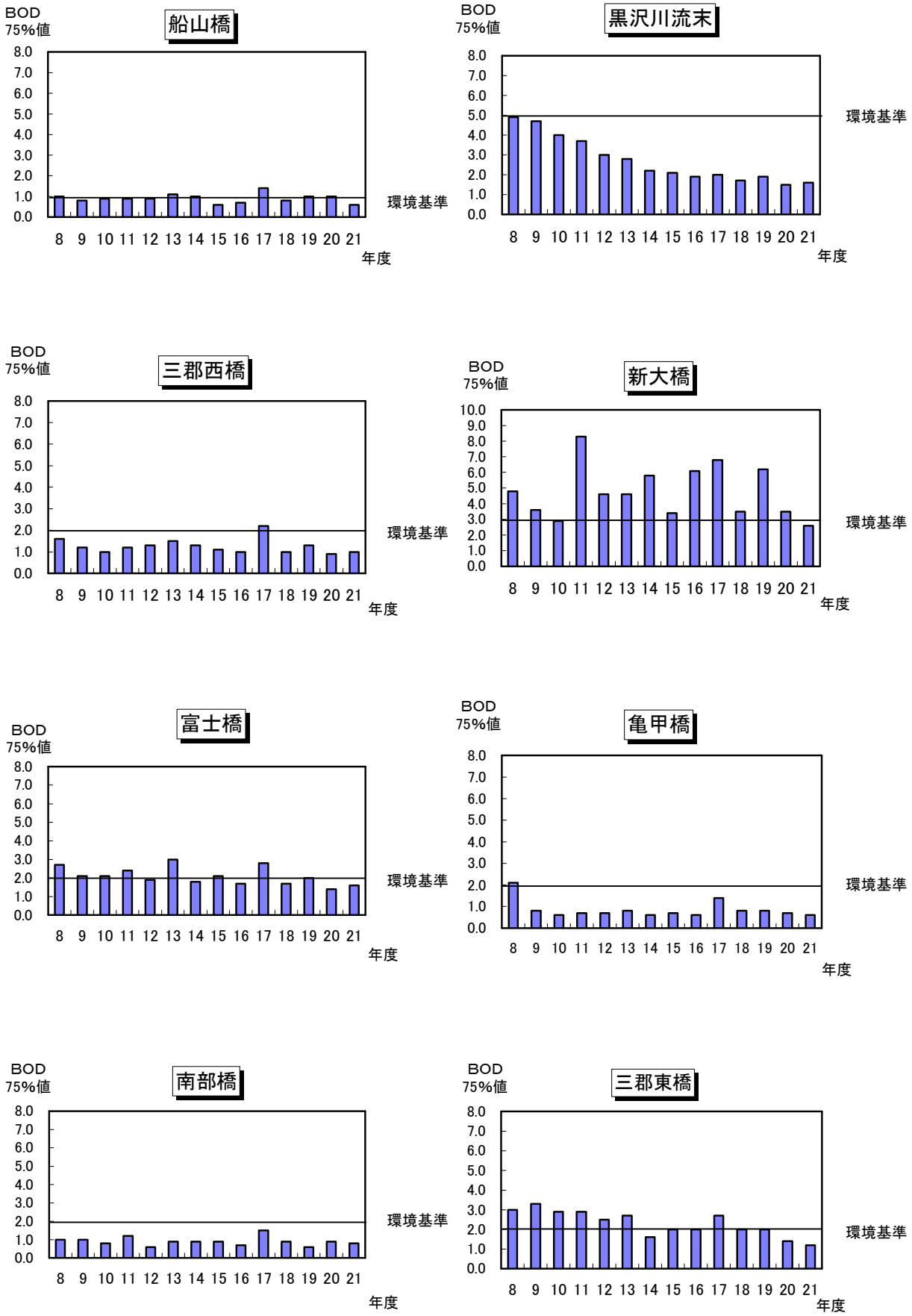

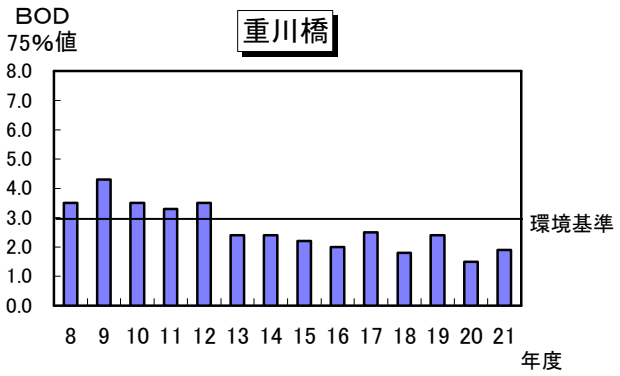
重川橋
BOD
75%値
8.0
7.0
6.0
5.0
4.0
3.0
2.0
1.0
0.0
環境基準
8 9 10 11 12 13 14 15 16 17 18 19 20 21
年度

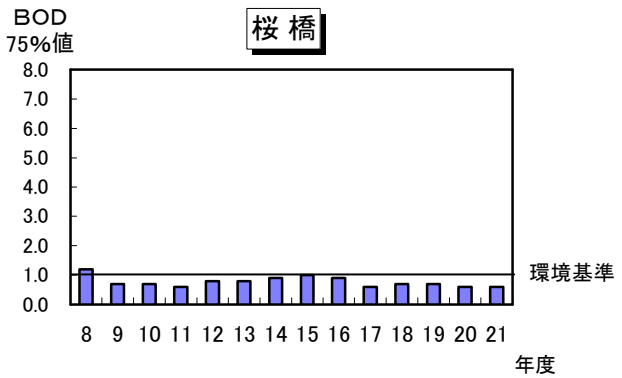
桜 橋
BOD
75%値
8.0
7.0
6.0
5.0
4.0
3.0
2.0
1.0
0.0
環境基準
8 9 10 11 12 13 14 15 16 17 18 19 20 21
年度

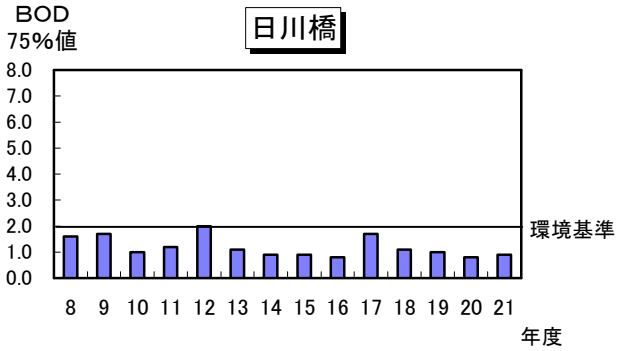
日川橋
BOD
75%値
8.0
7.0
6.0
5.0
4.0
3.0
2.0
1.0
0.0
環境基準
8 9 10 11 12 13 14 15 16 17 18 19 20 21
年度

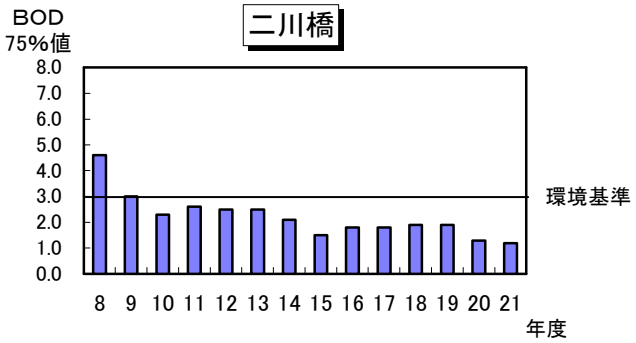
二川橋
BOD
75%値
8.0
7.0
6.0
5.0
4.0
3.0
2.0
1.0
0.0
環境基準
8 9 10 11 12 13 14 15 16 17 18 19 20 21
年度

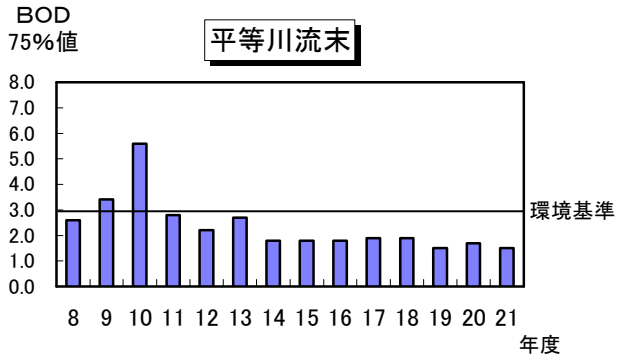
平等川流末
BOD
75%値
8.0
7.0
6.0
5.0
4.0
3.0
2.0
1.0
0.0
環境基準
8 9 10 11 12 13 14 15 16 17 18 19 20 21
年度

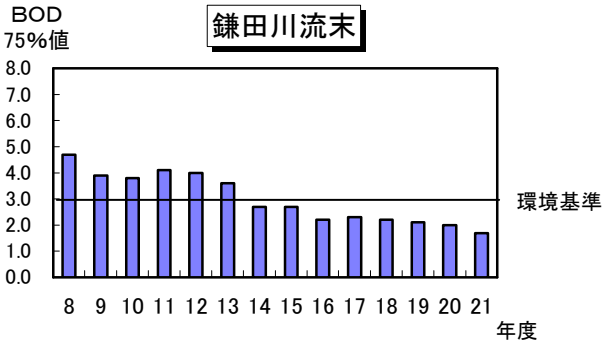
鎌田川流末
BOD
75%値
8.0
7.0
6.0
5.0
4.0
3.0
2.0
1.0
0.0
環境基準
8 9 10 11 12 13 14 15 16 17 18 19 20 21
年度

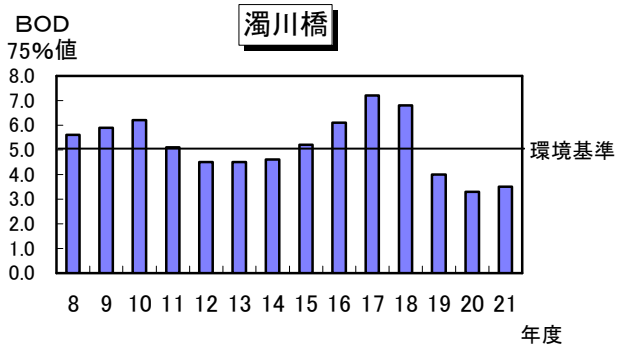
濁川橋
BOD
75%値
8.0
7.0
6.0
5.0
4.0
3.0
2.0
1.0
0.0
環境基準
8 9 10 11 12 13 14 15 16 17 18 19 20 21
年度

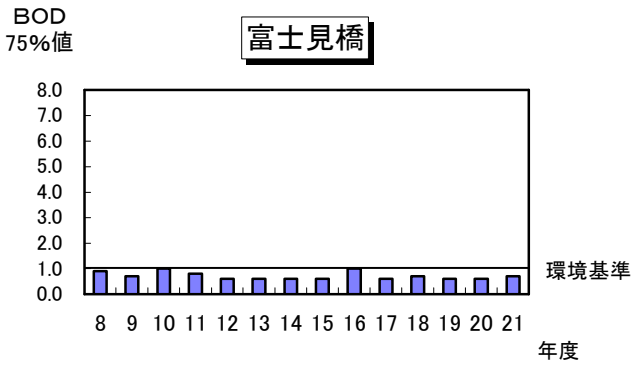
富士見橋
BOD
75%値
8.0
7.0
6.0
5.0
4.0
3.0
2.0
1.0
0.0
環境基準
8 9 10 11 12 13 14 15 16 17 18 19 20 21
年度

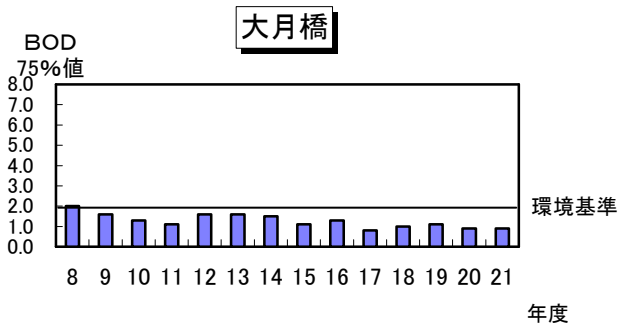
大月橋
BOD
75%値
8.0
7.0
6.0
5.0
4.0
3.0
2.0
1.0
0.0
環境基準
8 9 10 11 12 13 14 15 16 17 18 19 20 21
年度

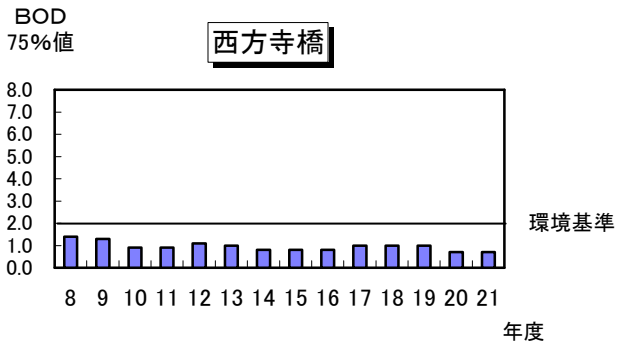
西方寺橋
BOD
75%値
8.0
7.0
6.0
5.0
4.0
3.0
2.0
1.0
0.0
環境基準
8 9 10 11 12 13 14 15 16 17 18 19 20 21
年度

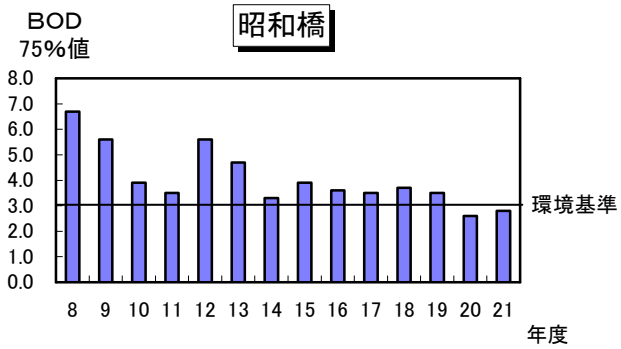
昭和橋
BOD
75%値
8.0
7.0
6.0
5.0
4.0
3.0
2.0
1.0
0.0
環境基準
8 9 10 11 12 13 14 15 16 17 18 19 20 21
年度

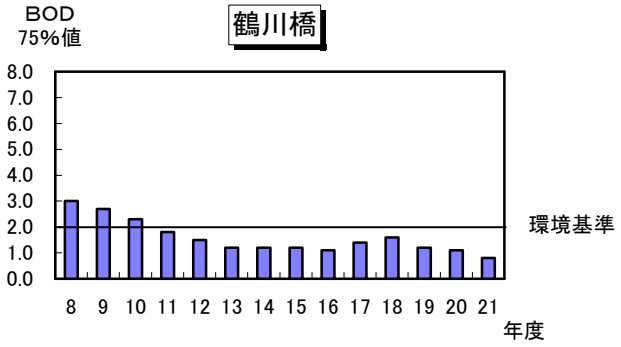
鶴川橋
BOD
75%値
8.0
7.0
6.0
5.0
4.0
3.0
2.0
1.0
0.0
環境基準
8 9 10 11 12 13 14 15 16 17 18 19 20 21
年度

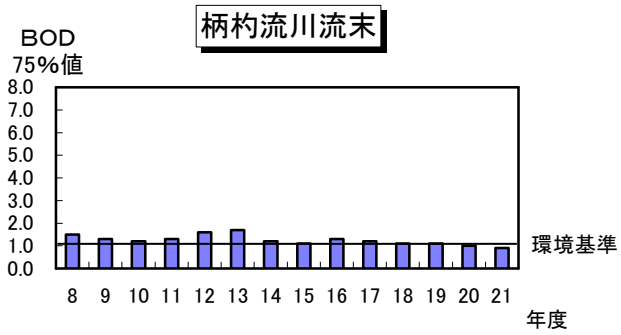
柄杓流川流末
BOD
75%値
8.0
7.0
6.0
5.0
4.0
3.0
2.0
1.0
0.0
環境基準
8 9 10 11 12 13 14 15 16 17 18 19 20 21
年度

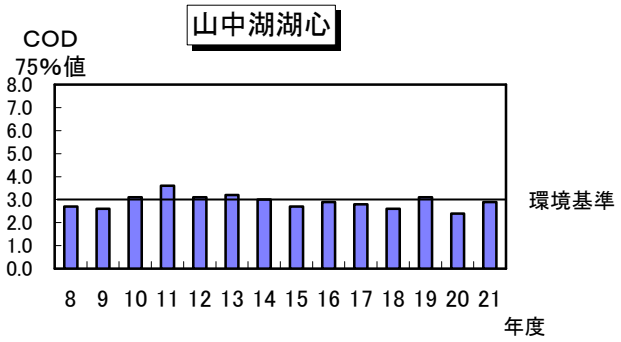
山中湖湖心
COD
75%値
8.0
7.0
6.0
5.0
4.0
3.0
2.0
1.0
0.0
環境基準
8 9 10 11 12 13 14 15 16 17 18 19 20 21
年度

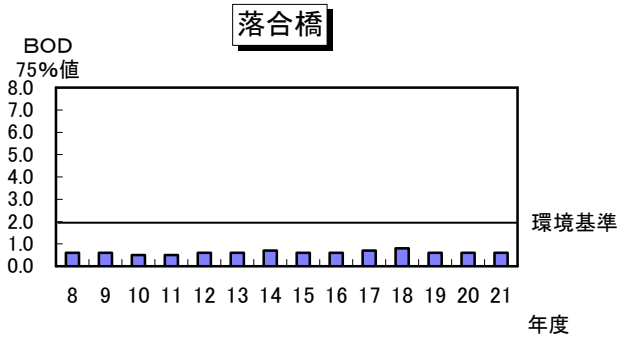
落合橋
BOD
75%値
8.0
7.0
6.0
5.0
4.0
3.0
2.0
1.0
0.0
環境基準
8 9 10 11 12 13 14 15 16 17 18 19 20 21
年度

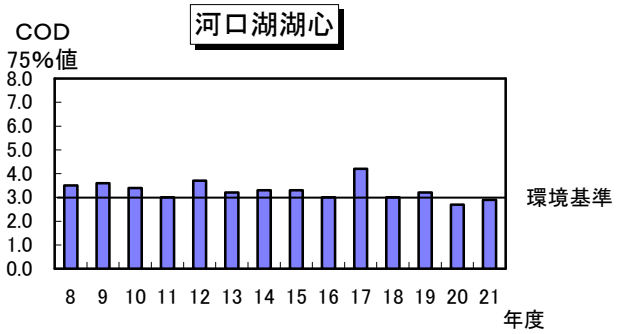
河口湖湖心
COD
75%値
8.0
7.0
6.0
5.0
4.0
3.0
2.0
1.0
0.0
環境基準
8 9 10 11 12 13 14 15 16 17 18 19 20 21
年度

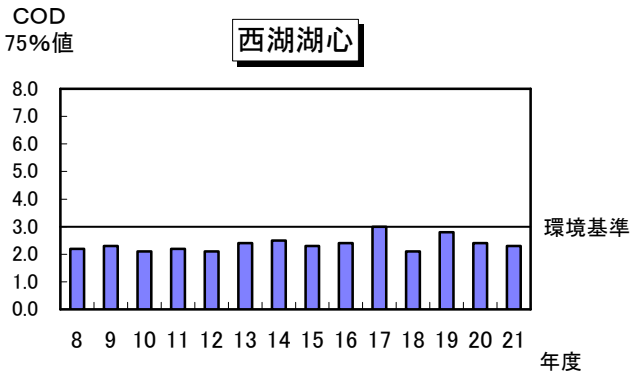
西湖湖心
COD
75%値
8.0
7.0
6.0
5.0
4.0
3.0
2.0
1.0
0.0
環境基準
8 9 10 11 12 13 14 15 16 17 18 19 20 21
年度

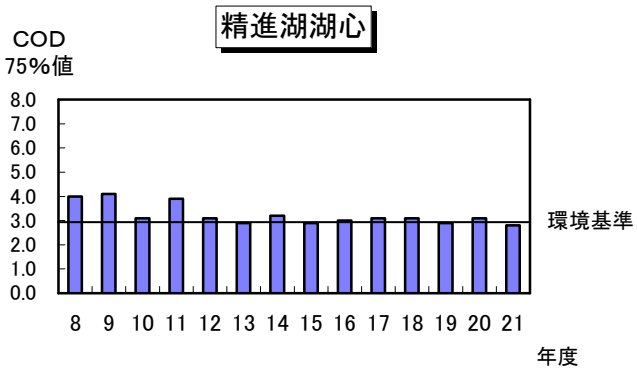
精進湖湖心
COD
75%値
8.0
7.0
6.0
5.0
4.0
3.0
2.0
1.0
0.0
環境基準
8 9 10 11 12 13 14 15 16 17 18 19 20 21
年度

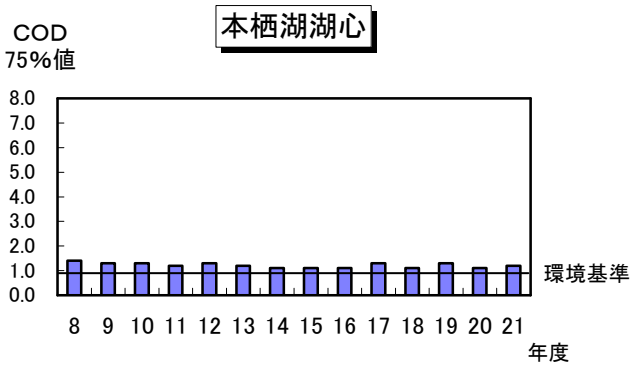
本栖湖湖心
COD
75%値
8.0
7.0
6.0
5.0
4.0
3.0
2.0
1.0
0.0
環境基準
8 9 10 11 12 13 14 15 16 17 18 19 20 21
年度