

Yamanashi

Flower Guide

Guide for Flower Viewing Spots
in Yamanashi



Spring

Heralding the arrival of spring in Yamanashi.

The stunning contrast of the famous mountains and the spring flowers creates a colorful view that can only be seen in Kai no Kuni (the ancient Japanese province which is now known as Yamanashi).

1 Cherry blossoms of Arakurayama Sengen Park

Fujiyoshida City

This location offers a view of the northern foot of Mt. Fuji together with the cherry blossoms.
 ▶ 3353-1 Arakura, Fujiyoshida-shi ■ 10 min. on foot from Fujiyuko Line Shimoyoshida Station ◆ 15 min. by car from Kawaguchiko IC ● 650 trees ○ From Mid-April ☞ Fujiyoshida Tourism Promotion Services +81-555-21-1000

2 Cherry blossoms of Oshino Omiya Bridge

Oshino Village

This is a famous spot where visitors can see Mt. Fuji framed by hundreds of cherry blossoms, blooming beautifully by the river which runs through Oshino Hakkai (the Oshino Eight Ponds).
 ▶ Shibokusa, Oshino-mura ■ 20 min. by bus from Fujiyuko Line Fujiyoshida Station ◆ 10 min. by car from Yamanakako IC ● 100 trees ○ From mid-April ☞ 50 spots (tot) ☞ Oshino Village Tourism and Industry Division +81-555-84-3111



3 Cherry blossoms on Mt. Iwadono

Otsuki City

Beyond the cherry blossoms which adorn the famous rocky mountain from many historical events, this location has also been designated as one of the twelve best scenic spots for viewing Mt. Fuji designated by Otsuki City.
 ▶ Nigolka-machi-kowaze, Otsuki-shi ■ 30 min. on foot from JR Otsuki Station ◆ 15 min. by car from Otsuki IC ● 300 trees ○ Early April ☞ 11 spots ☞ Otsuki City Industry and Tourism Division +81-554-20-1829



4 Cherry blossoms on Wanizuka Mound

Nirasaki City

One of the most beautiful single cherry blossom trees in the city is an Edohigan cherry blossom which is about 320 years old. It stands on top of a hill where there is a stunning view of Mt. Yatsugatake, and has been chosen as a filming location for various visual media.
 ▶ 624, Kitamiyaji, Kamiyama-machi, Nirasaki-shi ■ 10 min. by bus from JR Nirasaki Station ◆ 20 min. by car from Nirasaki IC ● 1 tree ○ From early to mid-April ☞ About 200 temporary parking spots ☞ About 5 temporary parking spots ☞ Nirasaki City Tourism Association +81-551-22-1991



5 Yamataka Jindai cherry blossoms

Hokuto City

This is the home to one of the 100 most valuable trees and one of the three great cherry blossom trees in Japan. At around 2000 years old and standing at about 10.3 meters high with a root circumference of 11.8 meters, this tree is the oldest and largest cherry blossom tree in the country, and exudes a divine presence. It is said that Prince Takeru of Yamato planted this tree in ancient times.
 ▶ 2763 Yamataka, Mukawa-cho, Hokuto-shi ■ 15 min. by taxi from JR Hinoharu Station ◆ 15 min. by car from Sutama IC ● Yamataka Jindai cherry blossom tree and 20 to 30 other cherry blossom trees ○ Early April ☞ About 100 spots ☞ 10 spots ☞ Hokuto City Tourism, Commerce and Industry Division +81-551-42-1351 ☞ (General Incorporated Association)Hokuto Tourism Association +81-551-47-4747

6 Cherry blossoms in Maizuru Castle Park


Kofu City



The cherry blossoms stand beautifully against the stone walls of the elegant Kofu Castle Ruins. This is one of the best flower viewing spots in Kofu.
 ▶ 1 Marunouchi, Kofu-shi ■ 3 min. on foot from JR Kofu Station ◆ 15 min. by car from Kofu-Showa IC ● About 160 trees ○ Late March ☞ 10 spots (For the disabled only) ☞ 2 spots (Reservation only) ☞ Maizuru Castle Park Administrative Office +81-55-227-6179

7 Cherry blossoms in Kose Sports Park

Kofu City



There are about 550 cherry blossom trees of various kinds in this 46 hectare park. The tunnel of cherry blossom trees in the main street is especially beautiful, and the park hosts cherry blossom festivals during flower season.
 ▶ 340 Kose-machi, Kofu-shi ■ 30 min. by bus from Kofu Station ◆ 10 min. by car from Kofu-Minami IC ● About 550 trees ○ From late March to early April ☞ About 2000 spots ☞ About 100 spots ☞ Yamanashi Sports Association +81-55-243-3111

Trivia
YAMANASHI COLUMN vol.1
 About cherry blossoms

"Yamanashi has a long cherry blossom season!"

In Yamanashi, when spring is in full swing and the cherry blossoms are in bloom all across the Kofu Basin, the surrounding mountains remain white and covered in snow on top. Spring in Yamanashi starts in the flatlands and gradually moves onto the hills, then to the foot of the mountains, and finally to the highlands where the altitude is over 2,000 meters. Cherry blossoms can be seen for over a month, starting from late March on the southern flatlands to late April in the northern area and highlands. The best time to see Mt. Fuji with cherry blossoms, a symbolic view of spring in Japan, is between mid to late April. Those who missed the cherry blossom season in other areas can visit Yamanashi and Mt. Fuji, which is registered as a world cultural heritage!



Mt. Fuji and cherry blossoms in the Ubuyagasaki

8 Ukonzakura (a type of cherry blossom) at Kanazakura Shrine

Kofu City

It is popular for people to visit this shrine when the sacred tree of ukonzakura is in bloom, as it is said to bring good luck with money.
 ▶ 2347 Mitake-cho, Kofu-shi ■ 60 min by bus from JR Kofu Station ◆ 40 min by car from Futaba SA Smart IC ● About 30 trees ○ Late April to early May ☞ 40 spots ☞ 10 spots ☞ Kanazakura Shrine +81-55-287-2011



Spring



From late March

9 Shidare zakura (a type of weeping cherry blossom) trees at Mt. Minobu Kuonji Temple

Minobu Town

At the base of Mt. Minobu on the east side is a grove of cherry blossom trees. The two shidare zakura trees at the Kuonji Temple stand out the most; they are 400 years old and are two of the largest and most beautiful cherry blossom trees in Yamanashi Prefecture.

▶3567 Minobu, Minobu-cho ■15 min. by bus from JR Minobu Station, 15 min. on foot from the bus stop ◆40 min. by car from Masuho IC ○From late March to early April ◎Use parking spaces in the area ☎Minobusan Tourism Association +81-556-62-0502

10 Cherry blossoms in Oboshi Park

Fujikawa Town

From late March



This area was chosen as one of the 100 most beautiful cherry blossom spots. When the cherry blossoms are in full bloom Mt. Oboshi turns pale pink. Visitors can also enjoy a panoramic view of Mt. Fuji and Mt. Yatsugatake. The trees are lit up at night.

▶2175 Kajikazawa, Fujikawa-cho ■15 min. by taxi or 30 min. on foot from JR Kajikazawaguchi Station ◆10 min. by car from Masuho IC ●2,000 trees ○From late March to early April ◎400 spots (Temporary parking is available during cherry blossom season) ☎Fujikawa Town Industrial Development Division +81-556-22-7202

11 Sennen zakura (Millennium Cherry Blossom Tree) in Hongo

Nanbu Town

From late March



This tree is more than 500 years old and has a hollow trunk where its roots have stretched. Its pale-colored blossoms are mysterious. It is designated as a natural monument by Yamanashi Prefecture.

▶3230-1 Hongo, Nanbu-cho ■10 min. by taxi from JR Utsunuba Station ◆1 hr 10 min. by car from Kofu-Minami IC/About 30 min. by car from Shin-Shimizu IC ●1 tree ○From late March to early April ◎10 spots (Large vehicles are not allowed.) ☎Nanbu Town Industrial Development Division +81-556-64-3111

12 Itozakura (a type of weeping cherry blossom) tree in Harama

Nanbu Town

From late March



This itozakura grows in the grounds of the former Hogenji Temple. Its branches carry countless cherry blossoms which cause the branches to drape down almost to the ground with their weight.

▶1547 Hongo, Nanbu-cho ■10 min. by taxi from JR Utsunuba Station ◆1 hr 10 min. by car from Kofu-Minami IC/About 30 min. by car from Shin-Shimizu IC ●1 tree ○From late March to early April ◎10 spots (Large vehicles are not allowed.) ☎Nanbu Town Industrial Development Division +81-556-64-3111



From early April

17 Fuefuki City (A view from Shakado)

Fuefuki City

Peach trees here are the first ones to bloom in Japan and open the way for the Togenkyo Spring Festival in early April which is held amid stretches of pink carpet.

■15 min. by taxi from JR Isawa-onsen Station ◆10 min. by car from Ichinomiya Misaka IC ●300,000 trees ○From early to late April (the season for peach trees in the greenhouse is from February 14th to early March) ☎Fuefuki City Tourism, Commerce and Industry Division +81-55-262-4111

Spring

The Boundless Paradise

Visitors will be wowed by the panoramic view of a picture perfect paradise. It is as if the earth is celebrating the arrival of spring by laying out a pink carpet. Visitors can enjoy peach picking in the summer.

13 Shidare zakura (a type of weeping cherry blossom) at Tounji Temple

Yamanashi City

From mid-April

Four exceptional crimson shidare zakura trees add beauty to the famous temple of this mountain village. A natural monument, Yatsubusa no Ume (Japanese apricot trees) bear flowers on the grounds too.

▶1117 Kitabara, Makioka-cho, Yamanashi-shi ■50 min. by bus from JR Yamanashi Station, 5 min. on foot from the bus stop ◆About 30 min. by car from Katsunuma IC ●4 trees ○From mid-April to late April ◎20 spots ☎Tounji Temple +81-553-35-3978



15 Jinroku zakura at Katsunumabudokyo Station

Koshu City

From early April



600 cherry trees growing along the railway tracks and the trains which run past them play a major role in the spring scenery at this vineyard, known for being the best in Japan.

▶Near 3052 Hishiyama, Katsunuma-cho, Koshu-shi ■Get off at JR Katsunumabudokyo Station ◆8 min. by car from Katsunuma IC ●About 600 trees ○Early April ☎Koshu City Tourism and Exchange Division +81-553-32-2111

16 Itozakura (a type of weeping cherry blossom) at Jiunji Temple

Koshu City

From early April



This itozakura is designated as a natural monument by Yamanashi Prefecture. It is 300 years old and has pale pink flowers on its branches which are draping in all directions.

▶352 Enzannakahagihara, Koshu-shi ■10 min. by taxi from JR Enzan Station ◆About 20 min. by car from Katsunuma IC ●1 tree ○Early April ◎50 spots (There is a toll fee during the cherry blossom season.) ☎Koshu City Tourism and Exchange Division +81-553-32-2111

18 Yamanashi City (A view from Fuefukigawa Fruit Park)

Yamanashi City

From early April

From scenic spots like Fuefukigawa Fruits Park, you can see panoramic views showcasing Yamanashi's orchard villages, which produce more fruit than any other area in Japan. ■Get off at JR Yamanashi Station ○From early to late April ☎Yamanashi City Tourism Division +81-553-22-111



19 Koshu City (A view from Enzan Ofuji)

Koshu City

From early April

Flowers blooming on the mountain slope create a beautiful tiered platform. A walk through Enzan Town, known as the Kamakura of Kai no Kuni, is also recommended. ■10 min. by taxi from JR Enzan Station ○From early to late April ☎Koshu City Tourism and Exchange Division +81-553-32-2111



14 Cherry blossoms on Mt. Kojin

Yamanashi City

From late March

There are 500 cherry blossom trees here, which cover a small hill. The scenery is splendid when lit up at night. A superb view of Mt. Fuji and the paradise on the ground below is waiting here for visitors.

▶Near 2807-25 Higashi, Yamanashi-shi ■40 min. by bus from JR Yamanashi Station, 5 min. on foot from the bus stop ◆About 20 min. by car from Katsunuma IC or Ichinomiya-Misaka IC ●About 500 trees ○From late March to early April ◎10 spots ☎Yamanashi City Tourism Association +81-553-22-1111



20 Nirasaki City (A view from Shinpu Castle Ruins)

Nirasaki City

From mid-April

The spectacular view of peach trees and rapeseeds in bloom with Mt. Kaikoma and Mt. Ho-o in the background can be enjoyed from the trains on the Chuo Line.

■15 min. on foot from JR Shinpu Station ○From mid to late April ☎Nirasaki City Tourism Association +81-551-22-1991



21 Minami-Alps City (A view from Fruits Line)

Minami-Alps City

From early April

A Shangri-la of trees spreads along the base of the mountains in Minami-Alps among the lingering snow. White plum blossoms and yellow dandelions create a vivid color contrast. The view from the Loop Bridge is especially beautiful.

▶The entire Minami Alps area ■30 min. by bus from Shirane IC ○From early to late April ☎Minami Alps City Tourism, Commerce and Industry Division +81-55-282-6294





Spring

Flower season among the famous mountains

The joy of spring spreads everywhere. Be mesmerized by the flower paradise brought forth by mother nature - it can only be seen during spring.

23 Azaleas on Mt. Ogi

[Otsuki City]

From early May




Mt. Ogi was chosen as one of the top 100 low mountains in Japan. It is popular among hikers, and the view of Mt. Fuji is stunning. Clusters of azaleas along the hiking trails are rich in color.
 ▶ Torisawa, Tomihama-machi, Otsuki-shi ■ 10 min. by taxi, 60 min. on foot from JR Torisawa Station ◆ 30 min. by car from Otsuki IC ● 3,000 bushes ○ Early May ◎ Few spots ☒ Otsuki City Industry and Tourism Division +81-554-20-1829

24 Japanese kerria at Hokyoji Temple

[Tsuru City]

From late April



The pure yellow carpet that covers the slope in the back courtyard is gorgeous. Wild grass and flowers found here are designated as natural monuments by Yamanashi Prefecture.
 ▶ 1047 Katsura-machi Tsuru-shi ■ 10 min. by foot from Fujikyuko Line Higashikatsura Station ◆ 15 min. by car from Tsuru IC ○ From late April to early May * Please make an inquiry. ◎ 10 spots ☒ Tsuru City and Tourism Association +81-554-43-1111

25 Shakunage (a type of alpine flower) in Nishizawa Gorge

[Yamanashi City]

From early May



This is one of the most beautiful gorges in the country. Visitors can enjoy a series of waterfalls and colony of shakunage along the hiking trail.
 ▶ Mitomikawaura, Yamanashi-shi ■ Take a bus bound for Nishizawa Gorge from JR Yamanashi Station and get off at the last stop. ◆ About 50 min. by car from Katsunuma IC ○ From early to late May ◎ 50 spots @ 3 spots ☒ Yamanashi City Tourism Division +81-553-22-1111

26 Lotus flower fields in Tamaho

[Chuo City]

The lotus flowers add a pop of color to the field in pinks and purples to announce the coming of spring and its warmth.
 ▶ Otoguro, Chuo-shi ■ 20 min. on foot from JR Koikawa Station ◆ 15 min. by car from Kofu-Minami IC ○ From mid-April to early May ☒ Chuo City Commerce, Industry and Tourism Division +81-55-274-8582



From mid-April

27 Tree peonies in Kabuki Culture Park

[Ichikawa Misato Town]

This land is where the Ichikawa Danjuro Family originated, and the tree peonies which are their family crest burst forth here in full bloom.
 ▶ 3158 Ueno, Ichikawamisato-cho (Opening Hours: 9:00 a.m. - 5:00 p.m.) ■ 10 min. on foot from JR Kai-ueno Station ◆ 15 min. by car from Kofu-Minami IC / About 10 min. by car from Masuho IC ● About 2,000 plants ○ From late April to early May ◎ 150 spots @ 10 spots ☒ Kabuki Culture Park Administrative Office +81-55-272-5500



From late April

28 Mitsuba azaleas around Narusawa Roadside Station

[Narusawa Village]



There are about 10,000 Mitsuba azaleas growing wild in the Japanese red pine forest in the dense woodlands on Mt. Fuji, and the village also hosts the "Narusawa Tsutsuji Festival".
 ▶ 8532-63 Jiragono, Narusawa-mura ■ 25 min. by bus bound for Motosuko from Fujikyuko Line Kawaguchiko Station ◆ 15 min. by car from Kawaguchiko IC ● About 10,000 plants ○ From late April to early May ◎ 261 spots @ 17 spots ☒ Narusawa Roadside Station Information +81-555-85-3900

From late April

29 Poppy and cosmos fields in Iwamori

[Kai City]



Pink and red poppy flowers stretch extensively along the farm roads by Mt. Kayagatake. In fall, the field is filled with cosmos flowers.
 ▶ 1853-1 Iwamori, Kai-shi ■ 20 min. on foot from JR Shiozaki Station ◆ 10 min. by car from Futaba SA Smart IC ○ From early May to early June/October ◎ 10 spots @ 3 spots ☒ Kai City Planning Division +81-55-278-1669 ☒ Kai City Commerce and Tourism Division +81-55-278-1708

From early May

30 Irises in Takizawa River Park

[Minami-Alps City]



100,000 well-tended iris flowers burst into bloom on both sides of the park. There is also an "Iris Fair" here.
 ▶ Takizawakawa Koen, Ogasahara, Minami-Alps-shi ■ 35 min. by bus from JR Kofu Station and get off at Ogasahara Bridge Station ◆ 10 min. by car from Minami-Alps IC ● 10,000 plants ○ Early May ◎ 100 spots ☒ Minami-Alps Tourism Association +81-55-284-4204

From early May

22 Moss pink at the foot of Mt. Fuji

[Fujikawaguchiko Town]

24 hectares of Motosuko Cape is covered with approximately 700,000 Shibazakura, in clusters which spread out like a carpet in the colors of pink, white, and light pink.
 ▶ 212 Motosu, Fujikawaguchiko-cho ■ 30 min. by shuttle bus from Fujikyuko Line Kawaguchiko Station ◆ 25 min. by car from Kawaguchiko IC ● About 700,000 bushes ○ From mid-April to late May ☒ Fuji Shibazakura Festival Office +81-555-89-3031

From mid-April

31 Lily of the valley colonies by Ashigawa River

[Fuefuki City]

A rich aroma of flowers envelops the area... Approximately 2 million wild lily of the valley flowers grow around the source of the Ashigawa River. The area covered by the lilies is the largest in the main island of Japan.
 ▶ Kamashigawa, Ashigawa-cho, Fuefuki-shi ■ 50 min. by taxi from JR Isawa-Onsen Station ◆ 40 min. by car from Ichinomiya-Misaka IC ● 2,000,000 plants ○ From mid-May to early June ◎ 100 spots @ 10 spots ☒ Fuefuki City Tourism, Commerce and Industry Division +81-55-262-4111

From mid-May



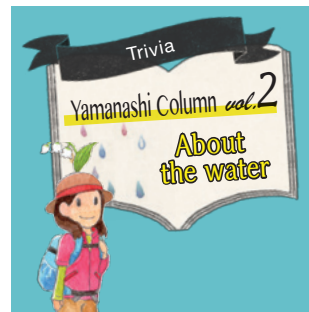
32 Japanese orchids in Nishi-Katsura

[Nishikatsura Town]




The distinctive feature of these perennial orchids is their pouched white petals with burgundy lines. They are called "phantom flowers" because they only grow in specific conditions.
 ▶ West side of Nishikatsura-cho Ground ■ 20 min. on foot from Fujikyuko Line Mitsutoge Station ◆ About 20 min. by car from Tsuru IC ○ From early to mid-May ☒ Nishikatsura Town Office Industrial Promotion Division +81-555-25-2121 * Please check their website or contact them for tours.

From early May



About spring water and flowers

Yamanashi is famous for its fine spring water from mountains such as the Minami-Alps, Mt. Fuji and Mt. Yatsugatake among others. This water nurtures the forests and the earth as well as people, protecting rare flowers that can only grow in areas with pure water. Have a stroll along this spring water stream. You will find rare and wild flowers such as lilies of the valley, irises, Asian skunk cabbages, Japanese water crowfoot, and water lilies, in clusters. You will also find lush wild grasses and colorful flowers that cannot be found in cities, and water nurtured by the mountains, which is so clear that it almost seems sacred. The workings of nature, which can never be created by humans, will purify your soul.



Japanese Skunk Cabbages by Sakai River, The Waterfall of Fujinuta.



Summer scenery of blooming flowers

Big blue sky, lush green mountains, and warm sunlight...
Enjoy summer in Yamanashi with flowers in full bloom.

1 Sunflowers in Akeno

Hokuto City

This endless stretch of sunflower fields was chosen as a filming location and also hosts the "Akeno Sunflower Festival".
▶6259-1157 Asao, Akeno-cho, Hokuto-shi ■25 min. by bus from JR Nirasaki Station ◆15 min. by car from Nirasaki IC ●600,000 plants ○From late July to late August ⊕About 80 spots ⊗About 8 spots ⊚(General Incorporated Association) Hokuto Tourism Association +81-551-47-4747

2 Japanese azaleas of Utsukushi Mori (Beautiful Forest)

Hokuto City

From early June



Azaleas commonly seen on Mt. Yatsugatake such as Japanese azaleas and Redvein Enkianthus grow in this area. A stunning panoramic view of Kiyosato Highland and the Minami-Alps also awaits visitors at the observatory.
▶8240-1 Nishi-Ida, Ozumi-cho, Hokuto-shi ■5 min. by taxi from JR Kiyosato Station ◆20 min. by car from Nagasaka IC ●About 10,000 plants ○From early to mid-June ⊕About 50 spots ⊚Utsukushi Mori Tourist Information Center +81-551-48-4436 ⊚Hokuto City Tourism, Commerce and Industry Division +81-551-42-1351

3 Mitsuba azaleas and Kaempferi azaleas in Mikubo Highlands

Koshu City

From early June



Mitsuba and Kaempferi azaleas spread over the highlands at the entrance of Chichibu-Tama-Kai National Park.
▶Kami-Hagihara, Enzan, Koshu-shi ■45 min. by taxi from JR Enzan Station ◆About 60 min. by car from Katsunuma IC ○From early to late June ⊚Koshu City Tourism and Exchange Division +81-553-32-2111

4 Japanese azaleas in Otome Highlands

Yamanashi City

From early June



Red Japanese azaleas and wild grass spread over the highlands at an altitude of 1,700 meters from Yakiyama Pass to the Green Lodge.
▶Makioka-cho, Yamanashi-shi ■45 min. by taxi from JR Yamanashi Station ◆About 60 min. by car from Katsunuma IC ○Early June ⊕20 spots ⊚Yamanashi City Tourism Division +81-553-22-1111



5 Japanese azaleas on Mt. Amari

Nirasaki City

From mid-June

A huge colony of Japanese azaleas turns the mountain peaks crimson red. Visitors can enjoy a spectacular 360-degree view of Mt. Fuji, Mt. Yatsugatake, and Mt. Ho-o.
▶Asahi-cho, Nirasaki-shi ■40 min. by taxi from JR Nirasaki Station ◆50 min. by car from Nirasaki IC ●About 150,000 plants ○From mid to late June ⊕About 100 spots * Large buses cannot pass through. ⊚Nirasaki City Tourism Association +81-551-22-1991



6 Hydrangeas at Myohoji Temple

Fujikawa Town

From late June

This venerable temple which stands in a woodland is also called a Hydrangea Temple, having approximately 20,000 roots of hydrangeas growing around it. There is a 'Hydrangea Matsuri (Festival)' held here also.
▶3063 Komuro, Fujikawa-cho ■20 min. by taxi from JR Kajikazawaguchi Station ◆15 min. by car from Masuho IC ●About 20,000 plants ○From late June to early July ⊕30 spots ⊚Fujikawa Town Regional Development Division +81-556-22-7202



7 Hydrangeas in Utsubuna Park

Nanbu Town

From mid-June

30,000 roots of hydrangeas of 90 different kinds, colorfully spread over the park on a hill with a view, is a sight to see.
▶3695-4 Utsubuna, Nanbu-cho ■5 min. by taxi from JR Utsubuna Station ◆1 hr 10 min. by car from Kofu-Minami IC/30 min. by car from Shin-Shimizu IC ●About 30,000 plants ○From mid to late June ⊕20 spots (Large vehicles are not allowed.) ⊚Nanbu Town Industrial Development Division +81-556-64-3111



"The longest hours of sunlight in Japan!"

In Yamanashi, the sunlight hours much needed by flowers are the longest in Japan for a variety of reasons, such as being surrounded by high mountains, and the air being dry. The hours are exceptionally long in Akeno Town, Hokuto City, an area famous for its sunflower fields. The Prefecture did not know the hours were so long until a local junior high school began weather observation activities in 1980. The next year, the annual sunshine in hours were 2939.5 in Akeno Town, about 5 hours longer than that of Minamitori Island, which was said to have the longest sunshine hours according to the Japan Meteorological Agency. The weather observation activities continued and the efforts of local junior high school students proved that "Akeno has the longest sunshine hours in Japan".



Sunflowers in Akeno



A splendid view of Mt. Fuji

Seeing the World Heritage Site of Mt. Fuji and summer flowers in a single frame will have visitors forget the scorching heat.

9 Lotus in Lake Asumiko

From late July



Fujiyoshida City

This lake is also known as "Hasuike" (Lotus Pond) and used to be one of the eight lakes around Mt. Fuji. Lotus flowers fill the lake from early to the late morning creating heavenly scenery.
 ▶ 3356 Kosumi, Fujiyoshida-shi ■ 20 min. by bus from Fujiyuko Line Mt. Fuji Station, 10 min. on foot from the bus stop ◆ 15 min. by car from Kawaguchiko IC ● About 50,000 plants ○ From early July to mid-August
 Ⓞ Available ♣ Fujiyoshida City Environmental Administration Division +81-555-22-1111

10 Hydrangeas in Tenjoyama Park

From mid-July

Fujikawaguchiko Town

Mt. Tenjo is the mountain where one of the stories of Otogizoshi (The Fairy Tale Book of Dazai Osamu) was set. Come and see hydrangeas that bloom along hiking trails leading from Lake Kawaguchiko and the gorgeous view of Mt. Fuji and the lake.
 ▶ 1163-1 Asagawa, Fujikawaguchiko-cho ■ 20 min. on foot from Fujiyuko Line Kawaguchiko Station ◆ 15 min. by car from Kawaguchiko IC ● 20,000 plants ○ From mid-July to mid-August Ⓞ Funatsuhama Prefectural Parking Lot and Hirahama Parking Lot ♣ Fujikawaguchiko Town Agriculture and Forestry Division +81-555-72-1115



8 Lavender fields in Oishi Park and Yagisaki Park

From late June

Fujikawaguchiko Town

Oishi Park is a perfect place to take photographs because visitors can view the entirety of Mt. Fuji from the base. Yagisaki Park is one of the largest parks in the Kanto area. Stretches of lavender welcome visitors with a pleasant aroma.
 ▶ Fujikawaguchiko-cho ■ About 10 min by sightseeing bus from Fujiyuko Line Kawaguchiko Station ◆ About 15 min. by car from Kawaguchiko IC ● A total of 100,000 plants in the town ○ From late June to mid-July ♣ Fujikawaguchiko Town Tourism Division +81-555-72-3168

11 Blackberry lilies on Mt. Takazasu

Yamanakako Village



Roots of wild perennial blackberry lilies, of the iris family, grow by the hiking course on Mt. Takazasu in Hirano, Yamanakako Village and paint the entire field orange.

▶ 479-2 Hirano, Yamanakako-mura (Yamanakako Community Plaza Kirara) ■ 35 min. by Fujikko-go sightseeing bus from Fujiyuko Line Mt. Fuji Station ◆ 10 min. by car from Yamanakako IC ○ From early to mid-August Ⓞ 200 spots Ⓞ 6 spots ♣ NPO Mt. Fuji Nature School (in Yamanakako Community Plaza Kirara) +81-555-20-3111

From early August



12 Water lilies at Keirinji Temple

Tsuru City

A colony of sweet water lilies grows in the lake behind the main hall. Water lilies bloom before noon and close in late afternoon.

▶ 397 Kanai, Tsuru-shi ■ 5 min. by taxi from Fujiyuko Line Tsurushi Station ◆ 3 min. by car from Tsuru IC ● 50 plants ○ From early to late June Ⓞ 20 spots ♣ Tsuru City Industrial Tourism Division +81-554-43-1111

From early June



13 Ajisai no Michi (Hydrangea Path) in Tozawa Forest Nagomi no Sato (Village of Serenity)

From late June

Tsuru City

Hydrangeas cover the slope like a blue carpet during the rainy season. Stroll amid hydrangeas and feel the coming of early summer in the Satoyama (cultivated countryside).

▶ Tozawa no Mori Nagomi no Sato, Tsuru City ■ 10 min. by taxi from Fujiyuko Line Tsurushi Station ◆ 10 min. by car from Tsuru IC ● 1,500 plants ○ From late June to mid-July Ⓞ 50 spots Ⓞ 1 spot ♣ Tsuru City Tourism Association +81-554-43-1111



14 Water crowfoot in Chokeiji Temple

From late May

Tsuru City

The source of the water of "Natsugari Yasuigun" (multiple springs in Natsugari District), chosen as one of the 100 best waters in Japan, is Mt. Fuji. Water crowfoot, a type of flower that can only grow in pure water, fills the area with its little white flowers.
 ▶ 240 Natsugari, Tsuru-shi ■ About 15 min. on foot from Fujiyuko Line Higashikatsura Station ◆ About 10 min. by car from Tsuru IC ○ From late May to late July Ⓞ 8 spots ♣ Tsuru City Tourism Association +81-554-43-1111




15 Hydrangeas in Saru Bridge Park

From late June

Otsuki City

Colorful hydrangeas bloom along the walking trail by Katsuragawa River from Saru Bridge, one of the three most uniquely structured bridges in Japan. Visitors can enjoy hydrangeas and the beautiful gorge with fresh greenery.

▶ Saruhashi-cho, Otsuki-shi ■ 15 min. on foot from JR Saruhashi Station ◆ 20 min. by car from Otsuki IC ● 3,000 plants ○ Late June Ⓞ 8 spots Ⓞ 2 spots ♣ Otsuki City Industrial Tourism Division +81-554-20-1829



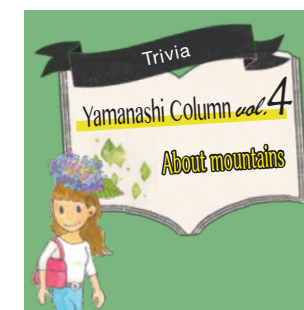
16 Shakunage (a type of alpine flower) on Mt. Hiryu

From early June

Tabayama Village

Hiryu (a flying dragon) is the god of rain on Mt. Tabayama. From a tiny shrine in honor of the incarnation of Hiryu, alpine flowers spread over the mountaintop. As there are many steep slopes, the trail is only for experienced climbers.

▶ 2901 Tabayama-mura (Roadside station) ■ Get off at "Omatsuri" Bus Stop on National Road #411 ◆ 60 min. by car from Katsumuna IC, 5 hr by foot on a hiking trail ○ From early to mid-June ♣ Tabayama Village Office Promotion Division +81-428-88-0211



About alpine plants

With well-known high mountains all around, Yamanashi is a treasure trove of alpine plants. They generally grow above the limit of the forest in tough environments where it is cold, snowy, and windy. They have an exceptional beauty: in their wildness, untouched by humans; in their unique features, different from lowland plants; and in the "highland flower field" that only appears for a moment every year. It is thought that many of these alpine plants date back to the ice age. "Kitadakeso", a plant that only grows on Mt. Kitadake, the second highest mountain in Japan, is so extremely rare that it is also called the "living fossil" and "phantom flower".



Kitadakeso (a plant that only grows on Mt. Kitadake)



Autumn and Winter

Flowers announce the season's change

Gorgeous red seems to reflect the coming of the season...
Dignified luster heralds the arrival of spring...

1 Burning bushes in Oishi Park
Fuji Kawaguchiko Town

Clusters of burning bushes along the west side walking trail in a popular lakeside park by Lake Kawaguchiko turn bright red and spread like a carpet in front of a snow-capped Mt. Fuji—it's a sight that cannot be missed.

▶2585 Oishi, Fujikawaguchiko-cho ■30 min. by bus from Fujikyuko Line Kawaguchiko Station ◆About 15 min. by car from Kawaguchiko IC ●2000 plants ○From mid to late October (9:40 spots) (8:5 spots) 🚗 Kawaguchiko Natural Living Center +81-555-76-8230

From mid-October



Public facilities where visitors can enjoy flowers in Yamanashi




1 Yamanashi Prefectural Flower Center Heidi's Village
All year

| Hokuto City |

This facility reopened as "Heidi's Village" in 2006. Events such as concerts and dance contests are held on the indoor circular stage. Products such as beads, silverworks and young rose trees are sold at stylish shops. "The longest rose tunnel in Japan" made with approximately 6,000 roses of 1,000 kinds is very fragrant and makes one feel like a princess.

2471 Asao, Akeno-cho, Hokuto-shi, 15 min. by car from Nirasaki IC, 15 min. by car from Sutama IC
🚗Yamanashi Prefectural Flower Center Heidi's Village
+81-551-25-4700




2 Terraced rice-fields and red spider lilies
From mid-September

| Fujikawa Town |



The burning red of spider lilies add color to the superb view of Mt. Fuji and the golden rice fields - primordial scenery of Japan.
▶Tsukiyone-chiku and Hirabayashi-chiku, Fujikawa-cho ■20 to 30 min. by taxi from JR Ichikawadaimon Station ◆10 to 20 min. by car from Masuho IC ○From mid-September 🚗Fujikawa Town Industrial Development Division +81-556-22-7202

3 Pheasant's eye in Akasawajuku
From early February

| Hayakawa Town |



Stroll down Akasawajuku, a hidden scenic spot with a view of Mt. Shichimen, in early spring and find colonies of pheasant's eyes scattered around the town; they are said to bring good luck.
▶Akasawa, Hayakawa-cho (within Akasawajuku) ■30 min. by bus from JR Shimobe-onsen Station, 30 min. on foot from the bus stop, or use a taxi ◆About 1 hr from Masuho IC ○From early February (10 spots) (1 spot (microbuses only)) 🚗Hayakawa Town Promotion Division +81-556-45-2516

4 Japanese skunk cabbages in Tamamiya
From mid-February

| Koshu City |



This is a park in the Tamamiya area in Enzan Hirasawa, Koshu City. The wild Japanese skunk cabbages which grow in that area are very valuable. The view of these flowers is a must-see for visitors.
▶253 Enzan Hirasawa, Koshu-shi ■About 25 min. by taxi from JR Enzan Station ◆30 min. by car from Katsunuma IC ●500 - 600 plants ○From mid-February to late March (10 spots) 🚗Koshu City Tourism and Exchange Division +81-553-32-1111

5 Ume no Sato (plum fields) near Lake Yagihako
From mid-February


| Kai City |



A field of plums stretches over the slopes of Shikishima Sogo Park and Lake Yagih. Approximately 1,000 plum trees of various kinds can be seen.
▶2814 Ushiku, Kai-shi ■10 min. by taxi from JR Ryuo Station ◆20 min. by car from Nirasaki IC/10 min. by car from Futaba SA Smart IC ●About 1,000 plants ○From mid-February to mid-March (100 spots) (10 spots) 🚗Yuno Shikishima +81-55-267-0831 🚗Kai City Commerce, Industry and Tourism Division +81-55-278-1708

6 Furouen (Garden Park of Eternal Life) plum trees
From mid-February

| Kofu City |



Approximately 3,200 rare plums of 20 types that were collected by a dry-goods dealer after traveling all over Japan are planted in these 5 hectares of land. From a hill on the west side, the Choseikaku building and the Shoyo no Ike pond can be viewed amid the plum blossoms.
▶3-4-3 Sakaori, Kofu-shi <Opening Hours 9:00 a.m. - 5:00 p.m. (Spring only)> ■About 7 min. on foot from JR Sakaori Station ◆20 min. by car from Kofu-Minami IC ●3,200 plants ○From mid-February to mid-March (50 spots) (5 spots) 🚗Furouen +81-55-232-3550


2 Minami-Yatsugatake Hana no Mori Park
From April to October

| Hokuto City |



The cable car takes visitors from "Minami-Kiyosato Roadside Station" to the flower blooming park. Visitors can enjoy the view and the walks, experience picking seasonal vegetables and fruits, and participate in workshops for pressed flowers, pizza, or hoto noodles.

760 Nagasawa, Takane-cho, Hokuto-shi, 15 min. by taxi from JR Nagasaka Station/About 15 min. by car from Nagasaka IC
🚗Minami-Yatsugatake Hana no Mori Park +81-551-20-7222




3 Flower Park Fiore Kobuchisawa
From April to October

| Hokuto City |



This is a free flower park with a spectacular view of Mt. Fuji, the Minami-Alps and Mt. Yatsugatake. Flower markets where visitors can purchase flower plants, such as our original "Hana Hana Viking" (all-you-can-pick flowers) are quite popular. There are museums, one of which holds one of the major insect collections in the world, as well as shops and cafes.

1270 Kobuchisawa-cho, Hokuto-shi, 20 min. on foot from JR Kobuchizawa Station/3 min. by car from Kobuchisawa IC
🚗Flower Park Fiore Kobuchisawa +81-551-36-6611




4 Fuefukigawa Fruits Park
All year

| Yamanashi City |



Seasonal flowers can be viewed throughout the year. Peach trees and tulips add colors to the park in the spring. The view of Mt. Fuji with the basin filled with pink peach flowers is a sight that cannot be missed. Visitors can also enjoy the tropical domes and the orchards centered around the 8 major fruits of Yamanashi by walking along the "Orchard" path. The park was chosen as one of the three most beautiful night views in Japan.

1488 Ezohara, Yamanashi-shi, 7 min. by taxi from JR Yamanashishi Station
🚗Fuefukigawa Fruit Park +81-553-23-4101




5 Yamanakako Hana no Miyako Park
All year

| Yamanakako Village |



This village with approximately 300,000 m² of land near Mt. Fuji is filled with flowers all around. In an all-weather type structure, "Floral Dome Furara", flowers are categorized into various groups such as herbs, tropical flowers, succulent plants, and British style flowers.

1650 Yamanaka, Yamanakako-mura, 25 min. by bus from Fujikyuko Line Mt. Fuji Station/About 5 min. by car from Yamanakako IC
🚗Yamanakako Hana no Miyako Park +81-555-62-5587



Flower Calendar

Seasonal flowers add colors to and enhance the beauty of the great nature of the mountains and waters. If you are visiting Yamanashi, check this calendar!

March			April			May			June			July			August			September			October			November			December			January			February			March								
Early	Mid	Late	Early	Mid	Late	Early	Mid	Late	Early	Mid	Late	Early	Mid	Late	Early	Mid	Late	Early	Mid	Late	Early	Mid	Late	Early	Mid	Late	Early	Mid	Late	Early	Mid	Late	Early	Mid	Late	Early	Mid	Late	Early	Mid	Late			
			6											14						2																								
			Cherry Blossom						4									29																										
			Cherry Blossom						2									1																										
			Cherry Blossom						16																																			
17			Peach						3																																			
			Peach						12																																			
			Cherry Blossom						5																																			
			Lotus						7																																			
			Moss pink						15																																			
			Mitsuba azalea						6																																			
			Ukonzakura						8																																			
			Japanese kerria						13																																			
			Tree peony						10																																			
			Azalea						1																																			
			Iris						9																																			
			Japanese orchid						11																																			
			Shakunage (a type of alpine flower)						25																																			
			Poppy						29																																			
			Lily of the Valley						31																																			



Japanese azaleas (Mt. Amari)



Plums (Furouen)



Tree peonies (Kabuki Culture Park)



Irises (Takizawa River Park)



Hydrangeas (Utsubuna Park)



Hydrangeas (Tenjoyama Park)



Flower production in Yamanashi

Yamanashi developed its flower production industry by taking advantage of its geography, such as its close location to major flower consuming regions, and its features, such as an inland climate with long sunlight hours and the range in elevation levels from lowland to highland. The production of western orchids, which takes advantage of the cool summer climate in the highlands and the range of temperatures, is ranked in fifth in all of Japan. The quality of these orchids is also ranked as one of the highest in Japan.

Highly skilled producers grow pot flowers such as cyclamens and luculias, and cut flowers, such as roses mainly in greenhouses.

In addition to ensuring a stable production of major flowers, the prefecture promotes development, cultivation, and commercialization of original breeds unique to Yamanashi, such as erica formosas Christmas trees and oak-leaved hydrangeas.

Area 01

North central area

- This is the central and northwestern part of Yamanashi. The altitude varies from 250 meters in Kofu Basin to 1,000 meters around the border between Yamanashi and Nagano. The climate conditions vary as well.
- Flowers which favor cold climates are cultivated in greenhouses built around the southern base of Mt. Yatsugatake.
- All sorts of flowers are grown in this area: Western orchids such as moth and boat orchids; other pot flowers such as cyclamens, New Guinea Impatiens and erica formosas; nursery plants for flower beds from spring to fall; and flowers to be sold as cut flowers such as statice and oak-leaved hydrangeas.

Area 02

Kyoto area (central and eastern part of Yamanashi)

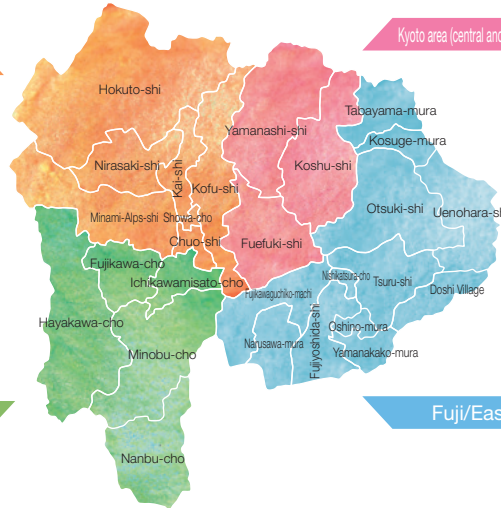
- Located in the central and eastern part of Yamanashi at an altitude of 255 meters to 800 meters, the rugged landscape spreads like a fan from lowland to highland.
- Taking advantage of the unique features of the basin, many plants are grown in this area: various orchids such as moth orchids, boat orchids, and Venus slippers; pot flowers like cyclamens; flowers to be sold as cut flowers such as roses, chrysanthemums, Peruvian lilies, and lisianthus; and nursery plants for flowerbeds from early summer to fall.

Area 01

North central area

Area 02

Kyoto area (central and eastern part of Yamanashi)



Area 03

Kyonan area (southern part of Yamanashi)

Area 04

Fuji/Eastern area

- This is the southern part of Yamanashi, which consists mostly of mountains except for the southern part of the Kofu Basin. The altitude of the cultivated area varies from 250 to 1,000 meters.
- Nandias, a local specialty of Minobu Town; nursery trees for flowerbeds such as pansies for flower markets; and flowers to be sold as cut flowers such as red spider lilies are all grown in this area.

Area 03

Kyonan area (southern part of Yamanashi)

Area 04

Fuji/Eastern area

- This is the eastern part of Yamanashi, adjacent to Tokyo and three other prefectures. The altitude varies from approximately 200 meters around Katsuragawa River basin to approximately 1,000 meters around the base of Mt. Fuji on the north side. Climate conditions vary as well.
- Various pot flowers, mainly the key items such as luculias, mini moth orchids, cyclamens, and erica formosas, are produced in greenhouses. The production of pansy pot flowers to be sold in fall is spread over a wide area, and the quality of flowers is highly rated by the market.


From Yamanashi Prefecture Local specialties

Keep your eye out for our famous moth and boat orchids as well as original and new breeds produced with advanced cultivation technology! These flowers grown by using advanced cultivation techniques are strong, healthy, colorful and can bear many flowers.



Moth orchid

The production output of moth orchids is the highest among flowers produced in Yamanashi. It is produced throughout the year in various places, from lowland to highland, in a variety of sizes from standard large to medium and small. The mini moth orchid is so tiny that you can hold the pot in your hand. "Yunagi", a type of mini moth orchid developed in Yamanashi, bears as many as 20 flowers in lavender color and lasts longer than others.



Cyclamen

Cyclamens are produced in many locations in Yamanashi, mainly in Minami-Alps City. Various types of high-quality cyclamens are shipped to all corners of the country, from regular cyclamens in small pots sold in September to large pots for gifts sold during the holiday seasons.



Boat orchid

The production of boat orchids is the second highest among pot flowers produced in Yamanashi. Budding boat orchids, cultivated in highlands such as the southern base of Mt. Yatsugatake during summer, bloom with colorful flowers at the end of the year and are shipped all over Japan. Flower buds are usually positioned straight up but recently, the arched ones like moth orchids are becoming popular, and their shipping volume has increased.



Rose

Since the old times, roses have been produced in Misaka Town, Fuefuki City, to be sold as cut flowers. A variety of kinds, including large roses and spray roses, are shipped throughout the year, mainly to Tokyo and Yokohama.



Erica formosa

Erica formosa Christmas trees blossom around Christmas time. This is an original kind of pot flower developed in Yamanashi and it can only be grown by designated producers. It is cultivated in highland areas such as Hokuto City and Nirasawa Village and is shipped mainly within Yamanashi and to Tokyo and Yokohama in December.



Oak-leaved hydrangea

This plant is famous for its pyramid shape. Its production began in 2014 across Yamanashi to be sold as pot flowers and cut flowers. Yamanashi is making an effort to breed new types of flowers. Oak-leaved hydrangeas can be enjoyed for a long time; the white flowers that bloom in summer turn pink in fall.



Luculia

This is a local specialty which is produced in the highlands mainly around Fujikawaguchiko Town to be sold as pot flowers. The shape of the flowers is similar to cherry blossoms and they give off a rich fragrance. They are shipped nationwide, especially as gifts around Respect for the Aged Day. Producers are actively breeding this flower and developing new kinds one after another.



Pansy and Viola

Taking advantage of the climate of the highlands, pansies and violas are cultivated mainly around the northern bases of Mt. Yatsugatake and Mt. Fuji. They are shipped out before fall to be purchased for gardening or planted in flower beds. As they are cultivated in the highlands, they are strong, last for a long time, and bear bright colorful flowers.

—Where to buy Yamanashi flowers—

Farmer's markets

Nursery plants, cut flowers, and rare vegetation which are fresh from flower fields and greenhouses are displayed for sale at farmer's markets along with local specialties.

Legend

- 📍 Address
- ☎ Phone number
- 📅 Holidays
- 🕒 Opening Hours
- 🚗 Parking spaces for cars
- 🚌 Parking spaces for buses

Kofu, Shosenkyo, Hokuto and Nirasaki areas

Kamiku Fureai Farmer's Market	📍 1154-1 Furuseki-machi, Kofu-shi ☎ +81-555-88-2138	📅 Thursdays New Year's holidays	🕒 April to October 8:30 a.m. - 5:00 p.m. November to March 8:30 a.m. - 4:00 p.m.	📍 15 spots 🚌 N/A
JA Kofu City Farmer's Market "Toretate Land" Ikeda Shop	📍 1-4-48 Shimoiida, Kofu-shi ☎ +81-55-228-4255	📅 Sundays (January to April), New Year's holidays	🕒 9:00 a.m. - 5:00 p.m.	📍 20 spots 🚌 N/A
JA Kofu City Farmer's Market "Toretate Land" Yamashiro Shop	📍 315-4 Kose-machi, Kofu-shi ☎ +81-55-243-6766	📅 Sundays (November to March), Bon holiday, New Year's holidays (12/30-1/3)	🕒 9:00 a.m. - 5:00 p.m.	📍 20 spots 🚌 N/A
JA Zen-noh Yamanashi Farmer's Market Taberu JAn Yamanashi	📍 1421-1 Aoba-cho, Kofu-shi ☎ +81-55-225-1001	📅 Wednesdays (open on national holidays)	🕒 April to December 9:30 a.m. - 6:00 p.m. January to March 9:30 a.m. - 5:30 p.m.	📍 70 spots 🚌 N/A
Fudoki no Oka Farmer's Market	📍 1063-1 Shimosone-cho, Kofu-shi ☎ +81-55-266-3858	📅 Tuesdays (the next day if it falls on a holiday), New Year's holidays	🕒 9:00 a.m. - 6:00 p.m.	📍 76 spots 🚌 10 spots
Shiki Shinsen Shukaku Hiroba Ta•Kara Farmer's Market	📍 102-1 Usuiawara, Chuo-shi ☎ +81-55-274-0831	📅 New Year's holidays (12/31-1/3)	🕒 9:00 a.m. - 5:00 p.m.	📍 30 spots 🚌 N/A
Toyotomi Roadside Station	📍 1010-1 Asari, Chuo-shi ☎ +81-55-269-3424	📅 The 3rd Monday of each month, New Year's holidays	🕒 9:00 a.m. - 6:00 p.m.	📍 76 spots 🚌 8 spots
JA Nakakoma-Toubu Farmer's Market I-na Toubu Showa	📍 960-1 Ikkui, Showa-cho ☎ +81-55-298-4117	📅 No regular holidays	🕒 9:00 a.m. - 6:00 p.m.	📍 50 spots 🚌 N/A
JA Nakakoma-Toubu Farmer's Market I-na Toubu Ryo	📍 2635 Shinohara, Kai-shi ☎ +81-55-276-2399	📅 New Year's holidays	🕒 9:00 a.m. - 6:00 p.m.	📍 105 spots 🚌 5 spots
JA Rihoku Farmer's Market Yottekeshi Hibigaoka Shop	📍 2782-3 Ryuji Karasuzuka, Kai-shi ☎ +81-551-28-7885	📅 Wednesdays	🕒 9:00 a.m. - 6:00 p.m.	📍 26 spots 🚌 N/A
Futaba Nou no Eki (Market)	📍 1764 Utsuya, Kai-shi ☎ +81-551-20-0035	📅 Tuesdays	🕒 March to October 9:00 a.m. - 6:00 p.m. November to February 9:00 a.m. - 5:00 p.m.	📍 35 spots 🚌 2 spots
JA Rihoku Farmer's Market Yottekeshi Nirasaki Shop	📍 1031-1 Nakajo, Nakada-cho, Nirasaki-shi ☎ +81-551-30-0182	📅 Tuesdays	🕒 9:00 a.m. - 6:00 p.m.	📍 40 spots 🚌 2 spots
Nirasaki Roadside Station Ginga no Eki Nirasaki (Nirasaki Galactic Station)	📍 1795 Nakajo, Nakada-cho, Nirasaki-shi ☎ +81-551-25-5021	📅 Mondays, New Year's holidays (12/31-1/1)	🕒 9:00 a.m. - 5:30 p.m.	📍 51 spots 🚌 9 spots
Akeno Town Countryside Park Farmer's Market	📍 11928-1 Uede Akeno-cho, Hokuto-shi ☎ +81-551-25-5819	📅 Wednesdays	🕒 9:00 a.m. - 5:00 p.m.	📍 14 spots 🚌 N/A
Oishii Ichiba (Market)	📍 2323 Wakamiko, Sutama-cho, Hokuto-shi ☎ +81-551-42-1177	📅 12/31, 1/1, Wednesdays from November to March	🕒 9:00 a.m. - 6:00 p.m.	📍 30 spots 🚌 3 spots
Kiyoharu Farmer's Market	📍 1996 Nakamaru, Nagasaka-cho, Hokuto-shi ☎ +81-551-32-6486	📅 Wednesday, New Year's holidays	🕒 9:00 a.m. - 4:00 p.m.	📍 15 spots 🚌 1 spot

Hokuto, Nirasaki, Kofu and Shosenkyo areas

Sanbuichi Yusui Kan (Market and Sanbuichi spring water museum)	📍 292-1 Koarama, Nagasaka-cho, Hokuto-shi ☎ +81-551-32-0058	📅 Tuesdays (open every day from April to November)	🕒 9:00 a.m. - 5:00 p.m.	📍 80 spots 🚌 2 spots
JA Rihoku Farmer's Market Yottekeshi Yatsugatake Shop	📍 35-1 Natsuaki, Nagasaka-cho, Hokuto-shi ☎ +81-551-32-8321	📅 Thursdays	🕒 9:00 a.m. - 6:00 p.m.	📍 30 spots 🚌 2 spots
Shop Machikobu	📍 1039-6 Kobuchisawa-cho, Hokuto-shi ☎ +81-551-36-6636	📅 New Year's holidays, Wednesdays from January to March	🕒 10:00 a.m. - 5:30 p.m.	📍 6 spots 🚌 N/A
Panorama Ichiba (Market)	📍 8240-2305 Nishiide, Oizumi-cho, Hokuto-shi ☎ +81-551-38-1705	📅 Tuesdays (no holidays in summer, open only on Fridays, Saturdays, and Sundays in winter)	🕒 End of April to End of December 9:00 a.m. - 6:00 p.m.	📍 20 spots 🚌 N/A
Hokuto City Mukawa Town Farmer's Market	📍 682 Maginohara, Mukawa-cho, Hokuto-shi ☎ +81-551-26-3074	📅 New Year's holidays 12/29-1/3, open every day from March to December, Tuesdays from January to February	🕒 March to November 9:00 a.m. - 5:30 p.m. December to February 9:00 a.m. - 5:00 p.m.	📍 30 spots 🚌 2 spots
Masutomi Tokusanhin Shukka Kumiai (Market)	📍 8862-1 Obi, Sutama-cho, Hokuto-shi ☎ +81-551-45-0277	📅 Wednesdays, December to April	🕒 9:00 a.m. - 4:30 p.m.	📍 80 spots 🚌 5 spots
Minami-Kiyosato Roadside Station	📍 760 Nagasawa, Takane-cho, Hokuto-shi ☎ +81-551-20-7224	📅 Tuesdays from January to February	🕒 9:00 a.m. - 5:00 p.m.	📍 320 spots 🚌 6 spots
Kobuchisawa Roadside Station	📍 2968-1 Kobuchisawa-cho, Hokuto-shi ☎ +81-551-36-3280	📅 The first Thursday in June, the second Monday and Tuesday in February (3 days a year) May to September 9:00 a.m. - 7:00 p.m., October to April 9:00 a.m. - 6:00 p.m.	🕒 9:00 a.m. - 6:00 p.m.	📍 70 spots 🚌 8 spots
Hakushu Roadside Station	📍 1308 Shirasu, Hakushu-cho, Hokuto-shi ☎ +81-551-20-4711	📅 Wednesdays from December to March, New Year's holidays	🕒 9:00 a.m. - 6:00 p.m.	📍 87 spots 🚌 4 spots
Tsumugi no Yu Farmer's Market (Rokugo no Sato) (Public bath)	📍 640 Kamogari-tsumugi, Ichikawa-Misato-cho ☎ +81-556-20-2651	📅 Wednesdays (the next day if it falls on a holiday), New Year's Day	🕒 10:00 a.m. - 6:00 p.m.	📍 50 spots 🚌 3 spots
Noppui Farmer's Market	📍 2608 Otsuka, Ichikawa-Misato-cho ☎ +81-55-272-2641	📅 Open every day	🕒 September to June 9:30 a.m. - 5:30 p.m. July to August 9:30 a.m. - 6:00 p.m.	📍 150 spots 🚌 3 spots
JA Komano A Coop Shirane Shop	📍 1271-1 Zaiketsuka, Minami-Alps-shi ☎ +81-55-282-0661	📅 No regular holidays (Tuesdays)	🕒 9:00 a.m. - 8:00 p.m.	📍 150 spots 🚌 N/A
JA Komano A Coop Kosai Shop	📍 55-1 Toda, Minami-Alps-shi ☎ +81-55-288-7200	📅 No regular holidays (Tuesdays)	🕒 9:00 a.m. - 8:00 p.m.	📍 200 spots 🚌 N/A
JA Komano Zaiketsuka Farmer's Market Shirane Roadside Station Farmer's Market	📍 587-1 Zaiketsuka, Minami-Alps-shi ☎ +81-55-280-2100	📅 12/30 - 1/2	🕒 May to October 8:30 a.m. - 6:00 p.m. November to April 9:00 a.m. - 5:00 p.m.	📍 50 spots 🚌 5 spots
"Te" Iijan Shop	📍 13-1, Toda, Minami-Alps-shi ☎ +81-55-282-3130	📅 New Year's holidays (closes when vegetables are sold out)	🕒 9:30 a.m. - 5:30 p.m.	📍 10 spots 🚌 1 spot
Happy Park (Hatta Asaichi Kai) (Morning market)	📍 410 Tokunaga, Minami-Alps-shi ☎ +81-55-285-2088	📅 Mondays and Thursdays (Open every day from June to August)	🕒 June to August 9:00 a.m. - 6:00 p.m. Other months 9:00 a.m. - 5:00 p.m.	📍 50 spots 🚌 4 spots
Machi no Eki Kushigata (Market)	📍 1284-4 Ogasahara, Minami-Alps-shi ☎ +81-55-283-7766	📅 Mondays, New Year's holidays, Bon holiday	🕒 9:30 a.m. - 5:00 p.m. * November to April 9:30 a.m. - 4:30 p.m.	📍 10 spots 🚌 2 spots

Minami-Alps and Fujikawa areas

Minami-Alps and Fujikawa areas

Koryu Center Shio no Hana (Market, restaurant, sports museum)	▼ 4852-1 Kajikazawa, Fujikawa-cho ☎ +81-556-20-2111	📅 Thursdays, New Year's holidays 🕒 9:00 a.m. - 6:00 p.m.	📍 50 spots 🚗 3 spots
JA Fujikawa Masuho Farmer's Market	▼ 1110 Tenjinnakajo, Fujikawa-cho ☎ +81-556-22-6816	📅 8/14 - 16 12/29 - 1/5 ☀ Summer 9:00 a.m. - 6:00 p.m. (Sat, Sun, holidays 4:00 p.m.) ❄ Winter 9:00 a.m. - 5:00 p.m. (Sat, Sun, holidays 4:00 p.m.)	📍 5 spots 🚗 1 spot
Hozumi no Sato Farmer's Market	▼ 3296 Komuro, Fujikawa-cho ☎ +81-556-22-1503	📅 Tuesdays, New Year's holidays 🕒 10:00 a.m. - 4:00 p.m.	📍 20 spots 🚗 2 spots
Fujikawa Roadside Station	▼ 1655-3 Aoyagi-machi, Fujikawa-cho ☎ +81-556-48-8700	📅 Open every day (but may close temporarily)	📍 63 spots 🚗 16 spots
JA Fujikawa Nakatomi Farmer's Market	▼ 116 Inuma, Minobu-cho ☎ +81-556-42-3311	📅 Tuesdays, New Year's holidays 🕒 9:00 a.m. - 6:00 p.m.	📍 20 spots 🚗 N/A
Minobu Yuba no Sato (Market, restaurant)	▼ 425-1 Aimata, Minobu-cho ☎ +81-556-62-6161	📅 Tuesdays 🕒 9:30 a.m. - 6:00 p.m.	📍 55 spots 🚗 5 spots
Shimobe Noson Culture Park Shimobe Roadside Station	▼ 4321 Furuseki, Minobu-cho, Minamikoma-gun ☎ +81-556-20-4141	📅 Wednesdays, New Year's holidays ☀ May to September 9:00 a.m. - 6:00 p.m. ❄ October to April 9:00 a.m. - 5:00 p.m.	📍 71 spots 🚗 7 spots
Tomizawa Roadside Station	▼ 28507-1 Fukushi, Nanbu-cho ☎ +81-556-66-2260	📅 12/31, 1/1, 3/31 🕒 Weekdays 8:30 a.m. - 6:00 p.m. Weekends/holidays 8:00 a.m. - 6:00 p.m.	📍 44 spots 🚗 14 spots
Ashigawa Farmer's Market (Ogossoya)	▼ 679-1 Kamiashigawa, Ashigawa-cho, Fuefuki-shi ☎ +81-552-98-2820	📅 Tuesdays, New Year's holidays 🕒 9:30 a.m. - 5:00 p.m. December to March 10:00 a.m. - 4:00 p.m.	📍 40 spots 🚗 3 spots
Kasugai Farmer's Market	▼ 817-1 Kuwado, Kasugai-cho, Fuefuki-shi ☎ +81-553-20-2211	📅 The first, third, and fifth Tuesdays (open every day in July and August) 🕒 9:30 a.m. - 5:00 p.m. July to August 9:00 a.m. - 5:30 p.m.	📍 5 spots 🚗 N/A
Sakaigawa Farmer's Market	▼ 702 Ishibashi, Sakaigawa-cho, Fuefuki-shi ☎ +81-55-266-7700	📅 Mondays New Year's holidays ☀ April to October 9:00 a.m. - 6:00 p.m. ❄ November to March 9:00 a.m. - 5:00 p.m.	📍 50 spots 🚗 5 spots
JA Fuefuki Fujimi Branch Farmer's Market	▼ 265 Higashi-Takahashi, Isawa-cho, Fuefuki-shi ☎ +81-55-262-3853	📅 New Year's holidays, Bon holiday ☀ May to November 8:30 a.m. - 5:30 p.m. ❄ December to April 9:00 a.m. - 4:00 p.m.	📍 15 spots 🚗 1 spot
Yashiro Farmer's Market	▼ 4632-1 Minami, Yashiro-cho, Fuefuki-shi ☎ +81-55-265-2121	📅 Tuesdays, New Year's holidays (open every day from June to September) 🕒 9:00 a.m. - 5:00 p.m.	📍 50 spots 🚗 10 spots
JA Fruit Yamanashi Fruit Farmer's Market	▼ 239 Kita, Yamanashi-shi ☎ +81-553-23-3914	📅 October to April: the second Tuesdays ☀ May to September 8:30 a.m. - 5:30 p.m. ❄ October to April 8:30 a.m. - 5:00 p.m.	📍 50 spots 🚗 11 spots
Hanakage no Sato Makioka Roadside Station	▼ 2120 Murofushi, Makioka-cho, Yamanashi-shi ☎ +81-553-35-4780	📅 December to June: Wednesdays 🕒 8:30 a.m. - 5:30 p.m.	📍 60 spots 🚗 9 spots
Mitomi Roadside Station	▼ 1822-1 Mitomi-Kawaura, Yamanashi-shi ☎ +81-553-39-2580	📅 Tuesdays 🕒 9:00 a.m. - 5:30 p.m. (December to March is 5:00 p.m.)	📍 85 spots 🚗 14 spots
Minna no Omise Hitoyasumi (Market)	▼ 74-4 Kamikanogawa, Yamanashi-shi ☎ +81-80-5042-1083	📅 The second and fourth Thursdays, New Year's holidays (12/29-1/4) 🕒 10:00 a.m. - 7:00 p.m.	📍 1 spot 🚗 N/A

Mt. Fuji, Fujigoko, Otsuki and Tsuru areas

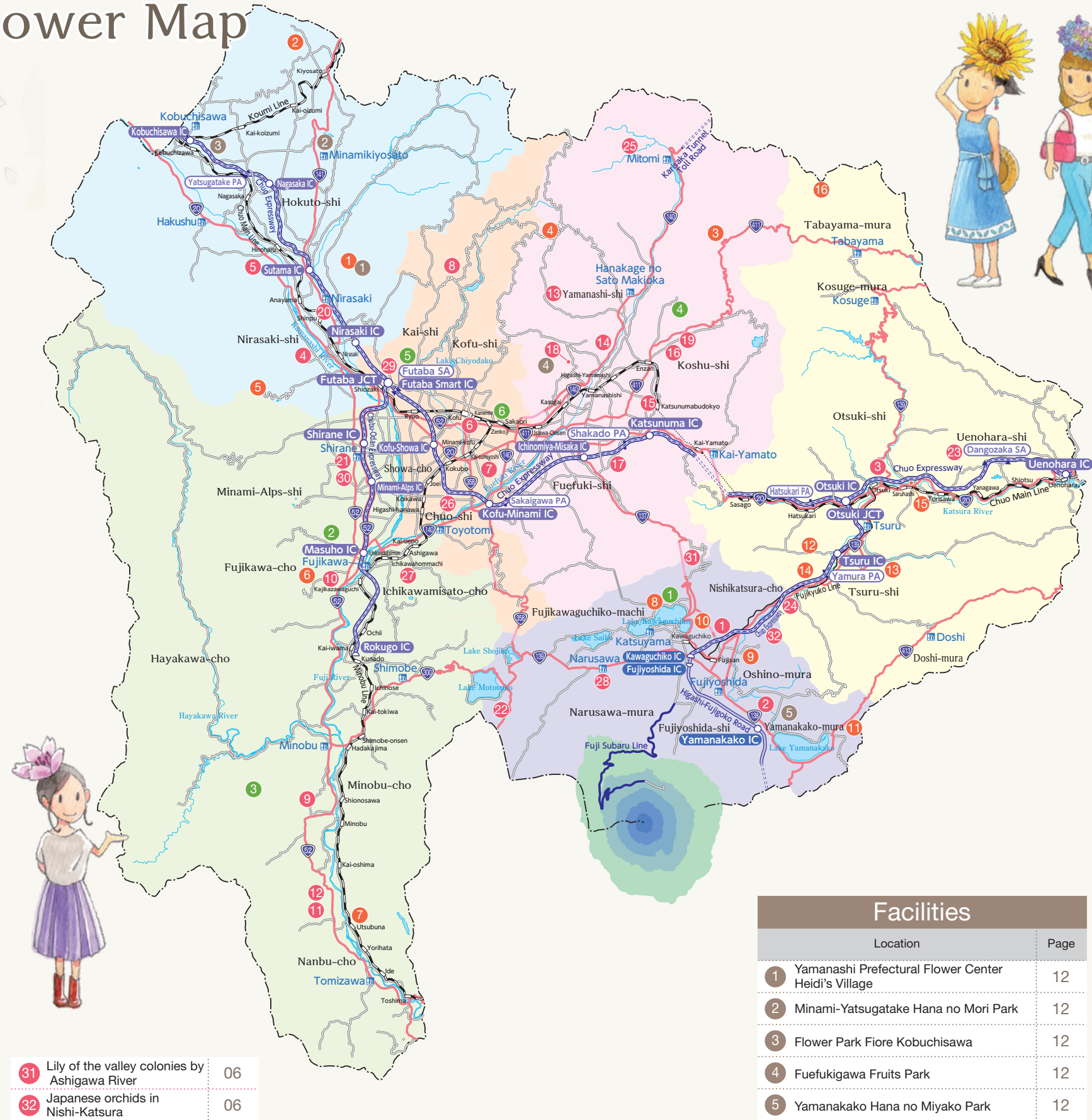
Koshu City Koryu Hoyo Center Daibosatsu no Yu Farmer's Market	▼ 730-1 Kamiodawara, Enzan, Koshu-shi ☎ +81-553-32-4126	📅 November to March: Tuesdays and the day after holidays 🕒 10:00 a.m. - 6:00 p.m.	📍 100 spots 🚗 5 spots
Kai-Yamato Roadside Station	▼ 2248 Hajikano, Yamato-cho, Koshu-shi ☎ +81-553-48-2571	📅 New Year's holidays 🕒 9:00 a.m. - 6:00 p.m.	📍 60 spots 🚗 7 spots
Kawaguchiko Natural Living Center	▼ 2585 Oishi, Fujikawaguchiko-cho (Oishi Park) ☎ +81-555-76-8230	📅 Open every day 🕒 9:00 a.m. - 6:00 p.m.	📍 40 spots 🚗 7 spots
Katsuyama Roadside Station	▼ 3754 Katsuyama, Fujikawaguchiko-cho ☎ +81-555-72-5633	📅 Open every day 🕒 9:00 a.m. - 5:00 p.m.	📍 90 spots 🚗 3 spots
Fujiyoshida Roadside Station	▼ 1936-6 Araya, Fujiyoshida-shi ☎ +81-555-21-1033	📅 Varies from season to season 🕒 9:00 a.m. - 7:00 p.m.	📍 119 spots 🚗 7 spots
JA Narusawa Market Narusawa Roadside Station	▼ 8532-63 Narusawa-mura ☎ +81-555-85-3366	📅 Open every day (but may close temporarily)	📍 260 spots 🚗 17 spots
Doshi Roadside Station	▼ 9745 Doshi-mura ☎ +81-554-52-1811	📅 New Year's holidays (12/28-1/1) ☀ July to August 9:00 a.m. - 7:00 p.m. ❄ September to June 9:00 a.m. - 6:00 p.m.	📍 131 spots 🚗 5 spots
Mitsutoge Green Center (Public bath, sports facilities, camping, barbecue)	▼ 1900 Shimokurechi, Nishi-Katsura-cho ☎ +81-555-25-3000	📅 Tuesdays 🕒 9:30 a.m. - 11:00 p.m.	📍 100 spots 🚗 5 spots
Tsuru City Farmer's Market	▼ 1-2-3 Tahara, Tsuru-shi ☎ +81-554-20-8166	📅 The beginning of the year 🕒 9:00 a.m. - 5:00 p.m.	📍 50 spots 🚗 N/A
Saruhashi Farmer's Market Hanegi	▼ 64 Saruhashi, Saruhashi-cho, Otsuki-shi ☎ +81-554-56-8710	📅 Tuesdays, New Year's holidays 🕒 9:00 a.m. - 5:00 p.m.	📍 15 spots 🚗 2 spots
JA Crane Saruhashi Farmer's Market (Koyanagi Shop)	▼ 210-3 Saruhashi, Saruhashi-cho, Otsuki-shi ☎ +81-554-22-2344	📅 New Year's holidays 🕒 9:00 a.m. - 4:00 p.m.	📍 9 spots 🚗 N/A
Dangozaka SA Yasai Village (Farmer's Market)	▼ 4943 Ono, Uenohara-shi ☎ +81-554-66-4665	📅 New Year's holidays ☀ April to November: 10:00 a.m. - 6:30 p.m. ❄ December to March: 10:00 a.m. - 5:00 p.m.	📍 458 spots 🚗 51 spots
Farmer's Comoa	▼ 1-4-1 Comoa Shiotsu, Uenohara-shi ☎ +81-554-66-3601	📅 The beginning of the year (1/1-1/3) 🕒 10:00 a.m. - 7:30 p.m.	📍 20 spots 🚗 N/A
Tabayama Roadside Station	▼ 2901 Tabayama Village ☎ +81-428-88-7070	📅 Thursdays ☀ April to October 10:00 a.m. - 5:00 p.m. ❄ November to March 10:00 a.m. - 4:30 p.m.	📍 120 spots 🚗 3 spots

* Holidays and opening hours are subject to change. Please check with the shop.



—Spring—

Location	Page
1 Cherry blossoms of Arakurayama Sengen Park	01
2 Cherry blossoms of Oshino Omiya Bridge	01
3 Cherry blossoms on Mt. Iwadono	01
4 Cherry blossoms on Wanzuka Mound	02
5 Yamataka Jindai cherry blossoms	02
6 Cherry blossoms in Maizuru Castle Park	02
7 Cherry blossoms in Kose Sports Park	02
8 Ukonzakura (a type of cherry blossom) at Kanazakura Shrine	02
9 Shidare zakura (a type of weeping cherry blossom) trees at Minobusan Kuonji Temple	03
10 Cherry blossoms in Oboshi Park	03
11 Sennen zakura (Millennium Cherry Blossom Tree) in Hongo	03
12 Itozakura (a type of weeping cherry blossom) tree in Hama	03
13 Shidare zakura (a type of weeping cherry blossom) at Tounji Temple	03
14 Cherry blossoms on Mt. Kojin	03
15 Jinroku zakura at Katsunumabudokyo Station	03
16 Itozakura (a type of weeping cherry blossom) at Junji Temple	03
17 Fuefuki City (a view from Shakodo)	04
18 Yamanashi City (a view from Fuefukigawa Fruit Park)	04
19 Koshu City (a view from Enzan Ofuji)	04
20 Nirasaki City (a view from Shinpu Castle Ruins)	04
21 Minami-Alps City (a view from the Fruits Line)	04
22 Moss pink at the foot of Mt. Fuji	05
23 Azaleas on Mt. Ogi	05
24 Japanese kerria at Hokyoji Temple	05
25 Shakunage (a type of alpine flower) in Nishizawa Gorge	05
26 Lotus flower fields in Tamaho	06
27 Tree peonies in Kabuki Culture Park	06
28 Mitsuba azaleas around Narusawa Roadside Station	06
29 Poppy and cosmos fields in Iwamori	06
30 Irises by Takizawa River Park	06
31 Lily of the valley colonies by Ashigawa River	06
32 Japanese orchids in Nishi-Katsura	06



—Summer—

Location	Page
1 Sunflowers in Akeno	07
2 Japanese azaleas of Utsukushi Mori (Beautiful Forest)	07
3 Mitsuba azaleas and Kaempferi azaleas in Mikubo Highlands	07
4 Japanese azaleas in Otome Highlands	07
5 Japanese azaleas on Mt. Amari	08
6 Hydrangeas at Myohoji Temple	08
7 Hydrangeas in Utsubuna Park	08
8 Lavender fields in Oishi Park and Yagisaki Park	09
9 Lotuses in Lake Asumiko	09
10 Hydrangeas in Tenjoyama Park	09
11 Blackberry lilies on Mt. Takazasu	09
12 Water lilies at Keirinji Temple	10
13 Aisai no Michi (Hydrangea Path) in Tozawa Forest Nagomi no Sato (Village of Serenity)	10
14 Water crowfoot in Chokeyji Temple	10
15 Hydrangeas in Saru Bridge Park	10
16 Shakunage (a type of alpine flower) on Mt. Hiryu	10

Autumn / Winter

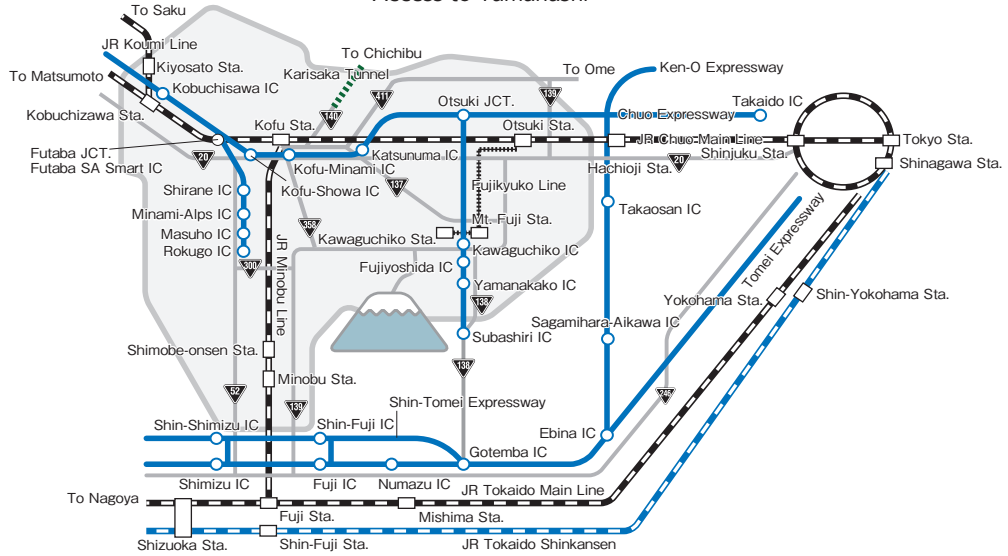
Location	Page
1 Burning bushes in Oishi Park	11
2 Terraced rice-fields and red spider lilies	11
3 Pheasant's eye in Akasawajuku	11
4 Japanese skunk cabbages in Tamamiya	11
5 Ume no Sato (plum fields) near Lake Yagihako	11
6 Furoen (Garden Park of Eternal Life) plum trees	11

Facilities

Location	Page
1 Yamanashi Prefectural Flower Center Heidi's Village	12
2 Minami-Yatsugatake Hana no Mori Park	12
3 Flower Park Fiore Kobuchisawa	12
4 Fuefukigawa Fruits Park	12
5 Yamanakako Hana no Miyako Park	12

Access

Access to Yamanashi



To Kofu

[By car]

- From Tokyo: Takaido IC - Chuo Expressway / About 1 hr 30 min - Kofu-Showa IC
- From Kanagawa: To Yokohama - Ebina JCT. - Ken-O Expressway / About 20 min - Hachioji JCT. - Chuo Expressway / About 1 hr - Kofu-Showa IC
- From Saitama: Ken-O Tsurugashima IC - Ken-O Expressway / About 30 min - Hachioji JCT. - Chuo Expressway / About 1 hr - Kofu-Showa IC
- From Nagano: Matsumoto IC - Nagano Expressway / About 20 min - Okaya JCT. - Chuo Expressway / About 50 min - Kofu-Showa IC
- From Aichi: Nagoya IC - Chuo Expressway / About 3 hr - Kofu-Showa IC
- From Shizuoka: To Shizuoka - National Route 52 / About 1 hr 30 min - Masuho IC - Chubu-Odan Expressway / About 20 min - Kofu-Showa IC
- To Gotemba - National Route 138 / About 30 min - Subashiri IC - Higashi-Fujikyo Road / About 1 hr - Kofu-Showa IC

[By Train]

- From Tokyo: Shinjuku Sta. - JR Chuo Main Line / About 1 hr 30 min - Kofu Sta.
- From Nagano: Matsumoto Sta. - JR Chuo Main Line / About 1 hr - Kofu Sta.
- From Shizuoka: Shizuoka Sta. - JR Minobu Line / About 2 hr 10 min - Kofu Sta.

[By Expressway Bus]

- From Tokyo: Shinjuku Expressway Bus Terminal - Shinjuku - Kofu Line / About 2 hr - Kofu Sta.
- From the Airport: Haneda Airport - Haneda Airport - Ryuo / Kofu Line / About 3 hr 10 min - Kofu Sta.
- Narita Airport - Narita Airport - Ryuo / Kofu Line / About 3 hr 30 min - Kofu Sta.
- From Shizuoka: Shizuoka Sta. - Shizuoka - Ryuo / Kofu Line / About 3 hr - Kofu Sta.
- From Aichi: Nagoya Sta. - Nagoya - Ryuo / Kofu Line / About 4 hr - Kofu Sta.
- From Kansai: Osaka (Aberobashi) - Kyoto / Osaka - Kofu Line / About 9 hr - Kofu Sta.

[Contact Information]

Yamanashi Prefecture Nosei
 Department Kakinosisan Division
 (Yamanashi Prefectural Agricultural
 Administration Department
 Ornamental Plants, Agricultural and
 Marine Products Division)
 Yamanashi Prefectural Government
 Building Annex 2F, 1-6-1
 Marunouchi, Kofu-shi
 ☎+81-55-223-1612



This print is made using papers manufactured from timber which was harvested from an FSC®-certified forest that has been under proper management.



Yamanashi Forest Printing Paper
 This print is made using papers manufactured from timber which was harvested from an FSC®-certified forest in Yamanashi that has been under proper management.
 Yamanashi has been certified in forest management and grows rich forests which are approved by international standards.



To Kawaguchiko

[By car]

- From Tokyo: Takaido IC - Chuo Expressway / About 1 hr 20 min - Kawaguchiko IC
- Tokyo IC - Tomei Expressway / About 2 hr 20 min - Kawaguchiko IC
- From Shizuoka: Shizuoka - Tomei Expressway / About 40 min - Fuji IC - National Route 139 / About 1 hr - Kawaguchiko IC
- From Aichi: Nagoya - Tomei Expressway / About 4 hr - Kawaguchiko IC

[By Train]

- From Tokyo: Shinjuku Sta. - JR Chuo Main Line / About 1 hr - Otsuki Sta. - Fujikyuko Line / About 50 min - Kawaguchiko Sta.

[By Expressway Bus]

- From Tokyo: Shinjuku Expressway Bus Terminal - Shinjuku - Fujikyo Line / About 1 hr 45 min - Kawaguchiko Sta. - Shinjuku - Fujikyo Line / About 2 hr 30 min - Mt. Fuji Yamanakako
- Tokyo Sta. - Tokyo Sta. - Kawaguchiko Line / About 2 hr 40 min - Kawaguchiko Sta.
- From the Airport: Haneda Airport - Haneda Airport - Mt. Fuji Sta. Line / About 2 hr 30 min - Kawaguchiko Sta. / Mt. Fuji Sta.
- From Kanagawa: Yokohama Sta. West Exit - Yokohama - Kawaguchiko Line / About 2 hr 30 min - Kawaguchiko Sta.
- From Shizuoka: Mishima Sta. South Exit - Mishima - Kawaguchiko Line / About 1 hr 30 min - Kawaguchiko Sta.
- Shizuoka Sta. - Shizuoka Sta. - Fuji-Q Highland / Kawaguchiko Line / About 2 hr 20 min - Kawaguchiko Sta.
- From Kansai: Osaka (Aberobashi) - Osaka / Kyoto - Kawaguchiko / Mt. Fuji Sta. Line / About 12 hr - Kawaguchiko Sta. / Mt. Fuji Sta.

To Minobu

[By Train]

- From Tokyo: Shinjuku Sta. - JR Chuo Main Line / About 1 hr 30 min - Kofu Sta. - JR Minobu Line / About 1 hr 15 min - Minobu Sta.
- From Shizuoka: Shizuoka Sta. - JR Minobu Line / About 1 hr 20 min - Minobu Sta.

[By Expressway Bus]

- From Tokyo: Shinjuku Expressway Bus Terminal - Shinjuku - Minobu Line / About 3 hr 20 min - Mt. Minobu
- From Shizuoka: Shizuoka Sta. - Shizuoka - Kofu Line / About 1 hr 39 min - Minobu (Umedaira)